

Adjustable Rack Shelf Kit and Mounting Brackets

DEAR CUSTOMER

Thank you for purchasing this product. For optimum performance and safety, please read these instructions carefully before connecting, operating or adjusting this product. Please keep this manual for future reference.

FEATURES:

- RKSHLF-KIT includes 4 mounting brackets that slide and hold products that are up to 2.25" in width
- Additional mounting brackets sold separately (RKSHLF-2MB)
- Vented for airflow to reduce heat
- 30lb weight capacity
- Perfect when using multiple extenders in a rack
- Black textured powder coat
- Shelf Surface area: 17.5" x 7"
- 19" x 7" x 2.04" (with flange down)
- Made with high quality 16 GA steel in the USA

PACKAGE CONTENTS

RKSHLF-KIT

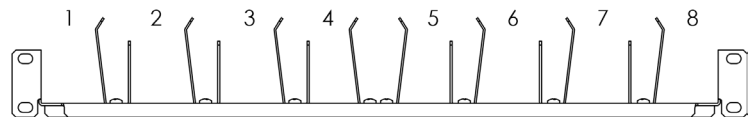
- 4 Nut Retainer Clips
- 4 Rack Shelf screws for attached shelf to rack
- 4 Adjustable Mounting Brackets
- 4 Mounting Screws to attach to shelf
- Product Manual

RKSHLF-2MB

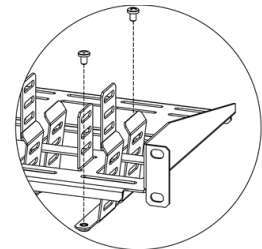
- 2 Adjustable Mounting Brackets
- 4 Mounting Screws to attach to RKSHLF-KIT
- Product Manual

INSTRUCTIONS:

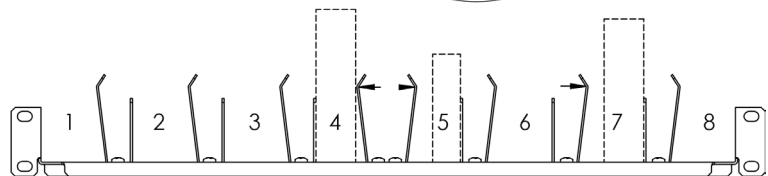
1. Determine bracket location and direction in the shelf.



2. Line up brackets with their respective holes from below the shelf, then install the screws from above. Make sure the screws and brackets are lined up in the correct slots. Do not completely tighten the screws.



3. Insert devices into any of the eight appropriate ports. Slide the brackets to secure the devices and fully tighten the screws to lock the brackets in place.



4. Use the rack mounting hardware to attach the shelf to the rack.

