



# FF109-300

1 Hour Fire Rated Light Cover  
UL Classified for recessed can lights up to 6"

---

## Product Description

The FF109-300 UL Fire Rated cover is a dome-shaped intumescent enclosure which has been designed to help maintain the integrity of fire-resistance rated ceilings for one hour when using recessed light fixtures.

The unique design gives the architect, specifier and installer more freedom in fixture selection as the covers are suited to a

---

## Key Benefits

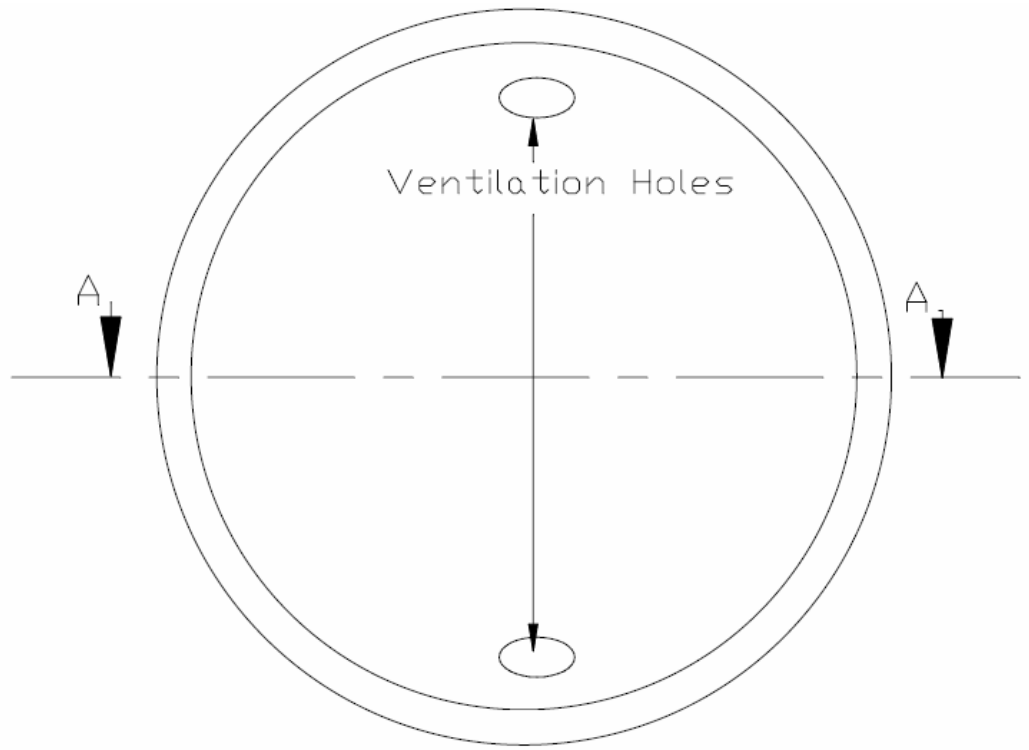
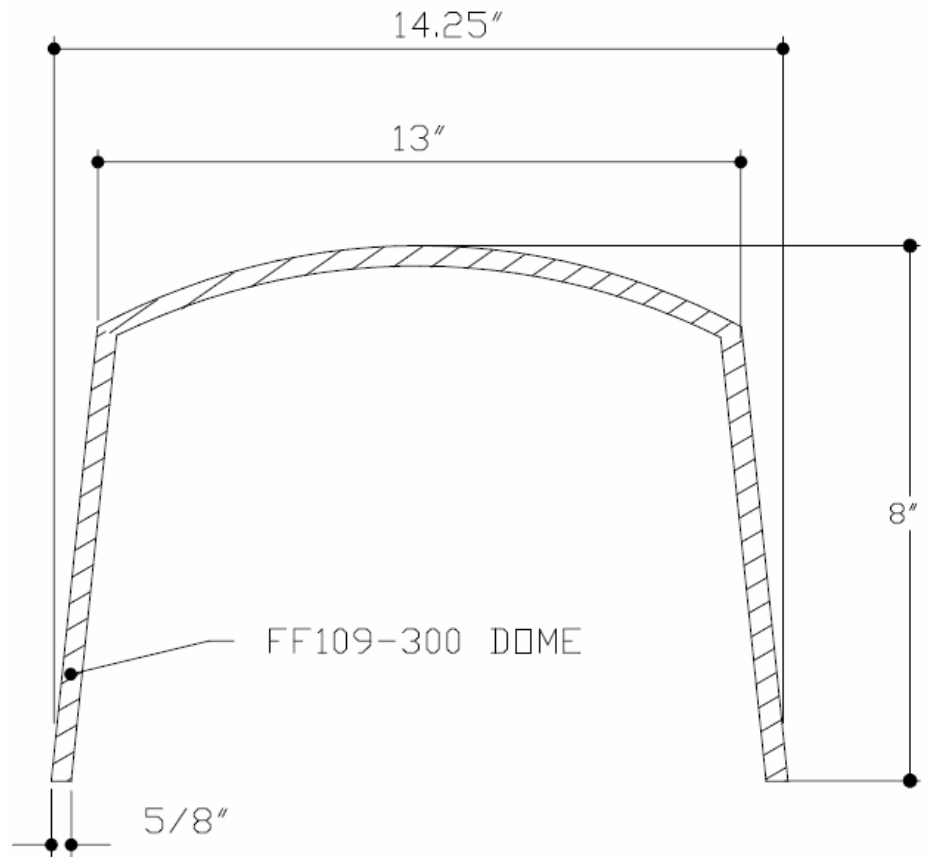
- 60 minute fire protection
  - Fits most popular IC rated fixtures
  - For use with recessed incandescent, fluorescent or LED light fixtures
  - Can be used in L500 floor/ceiling assemblies
  - Lightweight (approx. 1.5 lbs)
  - Easy Installation - can be fitted in seconds - no screws, drilling or additional sealant required
  - Flexible material enables the cover to be fitted around obstacles or retro-fitted
  - Enhances the acoustic protection of the ceiling
  - Maintenance free
  - UL Classified
- 

## Approvals

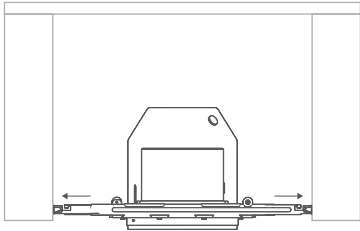
Classified to maintain the fire rating (1 hour) for the following fire-resistance rated floor/ceiling assemblies:

L500 series

Dimensions

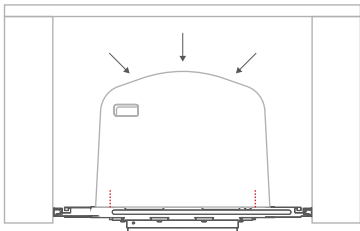


## Installation Steps



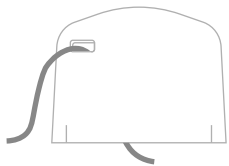
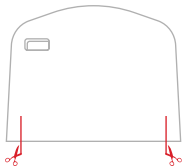
### STEP 1

Hanger bars of the light fixture shall be screwed to the joists in addition to the tabs being hammered into the joists, following the light manufacturer's installation instructions.



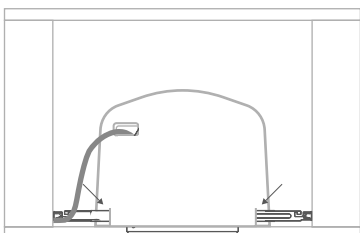
### STEP 2

Test the Tenmat FF109 cover by placing over the fixture. Slit the cover to fit over the hanger bars of the fixture. Cut four slits with a size up to 1" max.



### STEP 3

The wire can be fed through one of the cover's vent holes located at the top. Follow the light manufacturer's instructions to make proper connections.



### STEP 4

Put the cover on top of the fixture. Check for secure fit, and make sure the cover overhangs the hanger bars. The FF109 Light Cover must fit flush with the back surface of the drywall board.

## Safety Considerations

\*Be sure the electricity to the system you are working on is turned off; either the fuse removed or the circuit breaker set at off.

### *CONTAINS STONE WOOL INSULATION*

Stone fibers may cause temporary mechanical irritation to the skin, throat, nose and eyes.

### *FIRST AID*

#### **Skin**

If irritation occurs, do not rub or scratch. Rinse under running water prior to washing with mild soap and water. Consult a physician if irritation persists.

#### **Throat and Eyes**

If irritation occurs, flush eyes with water and/or drink water to clear throat. Do not rub the eyes. Consult a physician if irritation persists.

### *PRECAUTIONS*

Wear long sleeve, loose fitting clothing, gloves and eye protection. For additional information, refer to the Material Safety Data Sheet.



## Notes

A series of horizontal dotted lines for taking notes.

# FF109-300

---

Vanco International, LLC  
506 Kingsland Dr.  
Batavia, IL 60119 USA



(630) 879-0006  
[www.vanco1.com](http://www.vanco1.com)



Tenmat warrants the materials it produces will conform to Tenmat specifications and approved drawings where applicable. It is entirely the customer's responsibility to make the final product choice and satisfy themselves of the suitability of the product for the intended application, carrying out testing where required. For construction projects, all products which the customer is intending to use on a particular project must be approved in writing by the customer's building designer, system designer or design control professional, to ensure compliance with the latest regulations.

The information contained in Tenmat data sheets is presented in good faith. Tenmat Limited makes passive fire protection product suggestions based solely upon and limited to the information made available to Tenmat. Tenmat possesses knowledge of fire test data and offers manufacturers installation advice. Within reason, Tenmat is skilled at offering opinion concerning the installations in question, and can comment on interfaces with other construction materials, but this is not a recommendation or decision. Decisions on overall building fire strategy are not made by Tenmat. Tenmat products have been tested for a wide range of construction types, and they must be only used in accordance with Tenmat test evidence. Each specific Tenmat product must be installed into a construction that matches the corresponding test report. Tenmat product performance requires safe and proper handling and correct installation. For construction projects, all products which the customer is intending to use on a particular project must be approved in writing by the customer's building designer, system designer or design control professional, to ensure compliance with the latest regulations. Tenmat can provide the relevant fire test evidence on request.