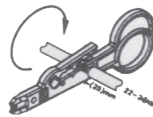
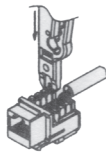


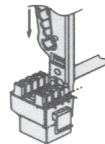
1. Use stripping tool to strip cable jacket. Accept 23-24AWG wires, about 40mm.



2. Use stripping tool to punch down twist wires into IDC, refer the wiring label for related wire punching position.




90 degree type

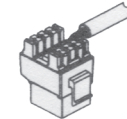


180 degree type

3. Use a trimmer to trim the excess wires.




90 degree type

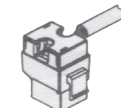


180 degree type

4. Cover the IDC with the enclosed CAP, to hold wires securely in position.



90 degree type



180 degree type